

SHADE FIXTURES: EVERYTHING YOU WANTED TO KNOW

SHADE FIXTURE BASICS:

It is important to specify the fixture on every shade you order. If you find shade fixtures confusing, don't worry, we'll walk you through it. The common fixtures for each shade shape and size are shown on the *Sizes and Shapes Charts*. The default fixtures are explained in the *Typical Fixture* box to the right. If you don't see what you need or want help, call us.

WASHERS: BRASS or NICKEL?

Washer fixtures for round shades are available in either brass or nickel finish. The default is brass if a finish is not specified. These are quality, heavy gauge spiders and 1" OD washers. Washer fixtures shipped to all customers *other than lighting retailers* are the "straight" version in the top photo.

RETAILERS: Brass washer tops 9" through 17" top diameter shipped to lighting stores normally come with "crimps" in the spider to center the shade on IES glass reflectors.

EXTRA RUST PROTECTION FOR SALTY, HUMID CLIMATES: All our wire is clear-coated to resist tarnishing and corrosion. If you require extraordinary rust protection for a humid, salty climate (as in a Caribbean hotel), it is available as "White Wire", (suffix WW) at an additional cost.

CLIPS

ROUND, FLAME OR CF-FLAME CLIPS: Standard clips are brass-plated. Nickel round and flame clips are available in some sizes. If your acknowledgment says "CLIP" your shades are being made with round clips. "FLAME" clips are for the candelabra-base chandelier bulbs.

CF-FLAME CLIPS FOR CANDLEABRA-BASE FLUORESCENT FLAME-SHAPED BULBS: Our "CF-FLAME" clips fit most of the candelabra-based fluorescent bulbs we've found on the market, allowing easy retrofitting of chandeliers to the new energy-efficient bulbs. Just specify "Larger CF-FLAME Clip" Hint: Since the CF bulbs are taller, you usually need to order your shades a little taller too.

UNOS & EURO NORDS

Do not confuse Unos and Euro-Nords. At NBLs, Unos are 1.25" ID for domestic sockets, Nords are for European-style sockets with a "shade ring", and are typically 1.625" ID. See our price list for additional cost of Uno and Nord fixtures.

Threaded Unos (for bridge lamps and pendants) are stocked in most common sizes in both 1/2" and 2" drop. Brass Finish.

Drop Slip-on Unos: Slip-on Unos are most used instead of clips on small empires and coolies. Normally in brass finish, they are



WASHER
(Straight)



CRIMP WASHER



CLIP



FLAME



CF-FLAME



2" Drop Threaded
UNO



DROP-SLIP UNO

TYPICAL FIXTURES:

- * **Flame Clips** on shades with bottom diameter of 5" or smaller, and on 6" empires and empire coolies,
- * **Round Clips** on all shapes with 7" to 10" bottoms and on 6" drums.
- * **Brass Washers** on shades having 11" and larger bottom diameters, and on 10" cylinders.
- * **Drop Brass Washers** where shown on the *Sizes and Shapes Charts* for Cones, Cylinders, and Extra Deep Empires.

stocked in 3" and 4" top diameter with a 4" drop, 5" top diameter with a 4.5" drop, and 6" top diameter with a 5" drop. These are the correct drops for our standard empire coolies and small empires.

Euro "NORD" Fixtures: We stock a wide range fixtures to fit European-style sockets. These can be used in the top or bottom of the shade. Brass-finish 1.625" **Nord Rings** are stocked in 3" through 7" top diameters with either 1/2" or 2.25" drop. 1.625" ID **Nord Washers** with a 2" recess are stocked in 8, 9, 10, 11, 12, 14, 16, 18 and 20" diameters. White finish is standard, other finishes are available.

The additional cost for Euro NORDs depends on the finish and whether they are used in the top or bottom, which affects how the shades pack. We also stock a range of **Mini-NORD** fixtures (typically 1.125" ID) to fit the candelabra-base European style sockets. Call or e-mail with your questions on NORD fixtures.



NORD


NEED MORE OPTIONS?

This is the "Advanced Fixture Section"!


SLOTTED WASHERS are typically used on big pendant shades. How big? We stock spiders with slotted washers to make shades up to 36" in diameter, and have made shades even larger. The slot fits a standard 1/8 IP lamp pipe. The washer is large enough to give us ample welding area for the heavier gauge wire needed on large shade spiders. These are typically painted silver, but other finishes are available.

5.25" IES REFLECTOR RINGS for 6" IES glass reflectors are stocked for swing arm sizes with 6.5" top diameters. Normally white color. Since you are reading this far there's a pop quiz: What is the IES?


CHIMNEY RINGS for "hurricane" lamp chimneys are still stocked for the chimney-size shades. Normally gold color.



Slotted Washer



Reflector Ring



CHIMNEY