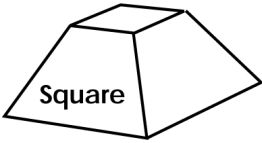
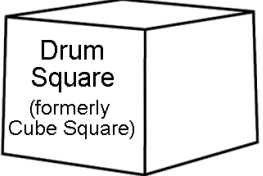

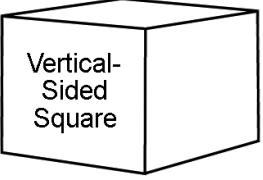
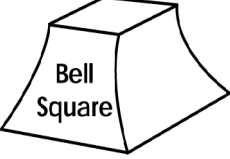
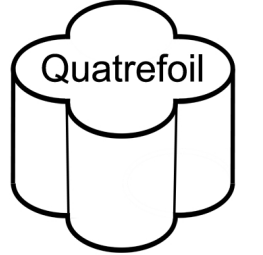
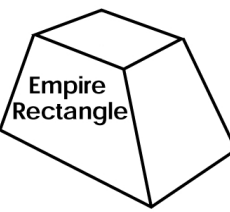
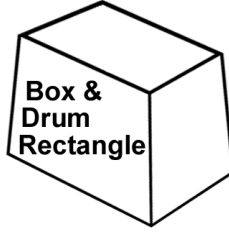
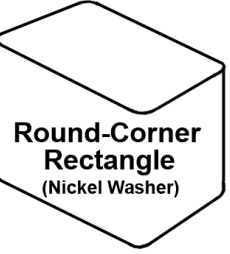
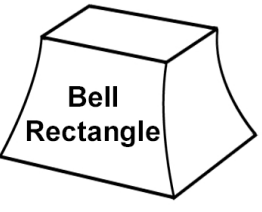
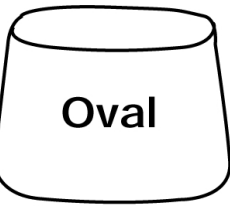


# Square, Rectangle, Quatrefoil and Oval Sizes

Be sure to specify the *shape* on "non-round" shades, because some of these sizes are available as round sizes also!

 <p>Square</p>	<p><b>SQUARE (Mission/Coolie)</b></p> <table border="1"> <thead> <tr> <th>Bottom</th> <th>Top</th> <th>Corner</th> <th>Fixture</th> </tr> </thead> <tbody> <tr> <td>12</td> <td>4</td> <td>9.25</td> <td>Washer</td> </tr> <tr> <td>14</td> <td>5</td> <td>11.5</td> <td>Washer</td> </tr> <tr> <td>16</td> <td>6</td> <td>12.5</td> <td>Washer</td> </tr> <tr> <td>18</td> <td>6</td> <td>13</td> <td>Washer</td> </tr> <tr> <td>20</td> <td>7</td> <td>13.5</td> <td>Washer</td> </tr> </tbody> </table>	Bottom	Top	Corner	Fixture	12	4	9.25	Washer	14	5	11.5	Washer	16	6	12.5	Washer	18	6	13	Washer	20	7	13.5	Washer	 <p>Drum Square (formerly Cube Square)</p>	<p><b>DRUM SQUARE (slightly tapered)</b></p> <table border="1"> <thead> <tr> <th>Bottom</th> <th>Top</th> <th>Corner</th> <th>Fixture</th> </tr> </thead> <tbody> <tr> <td>9</td> <td>8</td> <td>8</td> <td>Washer</td> </tr> <tr> <td>11</td> <td>10</td> <td>10</td> <td>Washer</td> </tr> <tr> <td>13</td> <td>12</td> <td>11.5</td> <td>Washer</td> </tr> <tr> <td>16</td> <td>15</td> <td>14</td> <td>Washer</td> </tr> </tbody> </table>	Bottom	Top	Corner	Fixture	9	8	8	Washer	11	10	10	Washer	13	12	11.5	Washer	16	15	14	Washer																																																				
Bottom	Top	Corner	Fixture																																																																																																
12	4	9.25	Washer																																																																																																
14	5	11.5	Washer																																																																																																
16	6	12.5	Washer																																																																																																
18	6	13	Washer																																																																																																
20	7	13.5	Washer																																																																																																
Bottom	Top	Corner	Fixture																																																																																																
9	8	8	Washer																																																																																																
11	10	10	Washer																																																																																																
13	12	11.5	Washer																																																																																																
16	15	14	Washer																																																																																																
 <p>Deep Empire Square</p>	<p><b>DEEP EMPIRE SQUARE</b></p> <table border="1"> <thead> <tr> <th>Bottom</th> <th>Top</th> <th>Corner</th> <th>Fixture</th> </tr> </thead> <tbody> <tr> <td>10</td> <td>5</td> <td>8.5</td> <td>Washer</td> </tr> <tr> <td>12</td> <td>6</td> <td>10</td> <td>Washer</td> </tr> <tr> <td>14</td> <td>7</td> <td>11.5</td> <td>Washer</td> </tr> <tr> <td>16</td> <td>8</td> <td>13</td> <td>Washer</td> </tr> <tr> <td>18</td> <td>9</td> <td>14</td> <td>Washer</td> </tr> </tbody> </table>	Bottom	Top	Corner	Fixture	10	5	8.5	Washer	12	6	10	Washer	14	7	11.5	Washer	16	8	13	Washer	18	9	14	Washer	 <p>Vertical-Sided Square</p>	<p><b>VERTICAL-SIDED SQUARE</b></p> <table border="1"> <thead> <tr> <th>Bottom</th> <th>Top</th> <th>Corner*</th> <th>Fixture</th> </tr> </thead> <tbody> <tr> <td>8</td> <td>8</td> <td>8</td> <td>Nic Washer</td> </tr> <tr> <td>10</td> <td>10</td> <td>8.5</td> <td>Nic Washer</td> </tr> <tr> <td>12</td> <td>12</td> <td>9</td> <td>Nic Washer</td> </tr> <tr> <td>14</td> <td>14</td> <td>10</td> <td>Nic Washer</td> </tr> <tr> <td>16</td> <td>16</td> <td>11</td> <td>Nic Washer</td> </tr> <tr> <td>18</td> <td>18</td> <td>11.5</td> <td>Nic Washer</td> </tr> <tr> <td>20</td> <td>20</td> <td>12</td> <td>Nic Washer</td> </tr> </tbody> </table> <p>*Any height available in vertical-sided squares</p>	Bottom	Top	Corner*	Fixture	8	8	8	Nic Washer	10	10	8.5	Nic Washer	12	12	9	Nic Washer	14	14	10	Nic Washer	16	16	11	Nic Washer	18	18	11.5	Nic Washer	20	20	12	Nic Washer																																								
Bottom	Top	Corner	Fixture																																																																																																
10	5	8.5	Washer																																																																																																
12	6	10	Washer																																																																																																
14	7	11.5	Washer																																																																																																
16	8	13	Washer																																																																																																
18	9	14	Washer																																																																																																
Bottom	Top	Corner*	Fixture																																																																																																
8	8	8	Nic Washer																																																																																																
10	10	8.5	Nic Washer																																																																																																
12	12	9	Nic Washer																																																																																																
14	14	10	Nic Washer																																																																																																
16	16	11	Nic Washer																																																																																																
18	18	11.5	Nic Washer																																																																																																
20	20	12	Nic Washer																																																																																																
 <p>Bell Square</p>	<p><b>BELL SQUARE</b></p> <table border="1"> <thead> <tr> <th>Bottom</th> <th>Top</th> <th>Corner</th> <th>Fixture</th> </tr> </thead> <tbody> <tr> <td>8</td> <td>4</td> <td>7.5</td> <td>Washer</td> </tr> <tr> <td>10</td> <td>5</td> <td>9</td> <td>Washer</td> </tr> <tr> <td>12</td> <td>7</td> <td>10</td> <td>Washer</td> </tr> <tr> <td>14</td> <td>8</td> <td>11</td> <td>Washer</td> </tr> <tr> <td>16</td> <td>9</td> <td>12</td> <td>Washer</td> </tr> <tr> <td>18</td> <td>10</td> <td>13</td> <td>Washer</td> </tr> </tbody> </table>	Bottom	Top	Corner	Fixture	8	4	7.5	Washer	10	5	9	Washer	12	7	10	Washer	14	8	11	Washer	16	9	12	Washer	18	10	13	Washer	 <p>Quatrefoil</p>	<p><b>QUATREFOIL</b></p> <table border="1"> <thead> <tr> <th>Bottom</th> <th>Top</th> <th>Side*</th> <th>Fixture</th> </tr> </thead> <tbody> <tr> <td>10</td> <td>10</td> <td>8.5</td> <td>Nic Washer</td> </tr> <tr> <td>12</td> <td>12</td> <td>9</td> <td>Nic Washer</td> </tr> <tr> <td>14</td> <td>14</td> <td>10</td> <td>Nic Washer</td> </tr> <tr> <td>16</td> <td>16</td> <td>11</td> <td>Nic Washer</td> </tr> <tr> <td>18</td> <td>18</td> <td>11.5</td> <td>Nic Washer</td> </tr> </tbody> </table> <p>* Any height available in Quatrefoil.</p>	Bottom	Top	Side*	Fixture	10	10	8.5	Nic Washer	12	12	9	Nic Washer	14	14	10	Nic Washer	16	16	11	Nic Washer	18	18	11.5	Nic Washer																																												
Bottom	Top	Corner	Fixture																																																																																																
8	4	7.5	Washer																																																																																																
10	5	9	Washer																																																																																																
12	7	10	Washer																																																																																																
14	8	11	Washer																																																																																																
16	9	12	Washer																																																																																																
18	10	13	Washer																																																																																																
Bottom	Top	Side*	Fixture																																																																																																
10	10	8.5	Nic Washer																																																																																																
12	12	9	Nic Washer																																																																																																
14	14	10	Nic Washer																																																																																																
16	16	11	Nic Washer																																																																																																
18	18	11.5	Nic Washer																																																																																																
 <p>Empire Rectangle</p>	<p><b>EMPIRE RECTANGLE</b></p> <table border="1"> <thead> <tr> <th>Bottom</th> <th>Top</th> <th>Corner</th> <th>Fixture</th> </tr> </thead> <tbody> <tr> <td>10x8</td> <td>6x4</td> <td>7.25</td> <td>Washer</td> </tr> <tr> <td>12x9</td> <td>6x4.5</td> <td>9</td> <td>Washer</td> </tr> <tr> <td>14x10</td> <td>7x5</td> <td>10</td> <td>Washer</td> </tr> <tr> <td>16x11</td> <td>8x6</td> <td>11</td> <td>Washer</td> </tr> <tr> <td>18x12</td> <td>9x7</td> <td>12</td> <td>Washer</td> </tr> <tr> <td>20x12</td> <td>10x8</td> <td>13</td> <td>Washer</td> </tr> </tbody> </table>	Bottom	Top	Corner	Fixture	10x8	6x4	7.25	Washer	12x9	6x4.5	9	Washer	14x10	7x5	10	Washer	16x11	8x6	11	Washer	18x12	9x7	12	Washer	20x12	10x8	13	Washer	 <p>Box &amp; Drum Rectangle</p>	<p><b>DRUM RECTANGLE</b></p> <table border="1"> <thead> <tr> <th>Bottom</th> <th>Top</th> <th>Corner</th> <th>Fixture</th> </tr> </thead> <tbody> <tr> <td>12x7</td> <td>9x5</td> <td>9.5</td> <td>Washer</td> </tr> <tr> <td>14x8</td> <td>11x6</td> <td>11</td> <td>Washer</td> </tr> <tr> <td>17x10</td> <td>13.5x8</td> <td>12</td> <td>Washer</td> </tr> </tbody> </table>	Bottom	Top	Corner	Fixture	12x7	9x5	9.5	Washer	14x8	11x6	11	Washer	17x10	13.5x8	12	Washer																																																				
Bottom	Top	Corner	Fixture																																																																																																
10x8	6x4	7.25	Washer																																																																																																
12x9	6x4.5	9	Washer																																																																																																
14x10	7x5	10	Washer																																																																																																
16x11	8x6	11	Washer																																																																																																
18x12	9x7	12	Washer																																																																																																
20x12	10x8	13	Washer																																																																																																
Bottom	Top	Corner	Fixture																																																																																																
12x7	9x5	9.5	Washer																																																																																																
14x8	11x6	11	Washer																																																																																																
17x10	13.5x8	12	Washer																																																																																																
 <p>Round-Corner Rectangle (Nickel Washer)</p>	<p><b>ROUND-CORNER RECTANGLE</b></p> <table border="1"> <thead> <tr> <th>Bottom</th> <th>Top</th> <th>Side*</th> <th>Fixture</th> </tr> </thead> <tbody> <tr> <td>12x8</td> <td>12x8</td> <td>9</td> <td>Nickel Wa.</td> </tr> <tr> <td>14x9</td> <td>14x9</td> <td>10</td> <td>Nickel Wa.</td> </tr> <tr> <td>16x10</td> <td>16x10</td> <td>11</td> <td>Nickel Wa.</td> </tr> <tr> <td>18x11</td> <td>18x11</td> <td>11.5</td> <td>Nickel Wa.</td> </tr> <tr> <td>20x12</td> <td>20x12</td> <td>12.5</td> <td>Nickel Wa.</td> </tr> </tbody> </table> <p>*Any height available in Round-Corner</p>	Bottom	Top	Side*	Fixture	12x8	12x8	9	Nickel Wa.	14x9	14x9	10	Nickel Wa.	16x10	16x10	11	Nickel Wa.	18x11	18x11	11.5	Nickel Wa.	20x12	20x12	12.5	Nickel Wa.	 <p>Bell Rectangle</p>	<p><b>BOX RECTANGLE</b></p> <table border="1"> <thead> <tr> <th>Bottom</th> <th>Top</th> <th>Corner</th> <th>Fixture</th> </tr> </thead> <tbody> <tr> <td>11x7</td> <td>10x6</td> <td>8.5</td> <td>Washer</td> </tr> <tr> <td>13x8</td> <td>12x7</td> <td>10</td> <td>Washer</td> </tr> <tr> <td>15x9</td> <td>14x8</td> <td>11.5</td> <td>Washer</td> </tr> </tbody> </table> <p><b>BELL RECTANGLE</b></p> <table border="1"> <thead> <tr> <th>Bottom</th> <th>Top</th> <th>Corner</th> <th>Fixture</th> </tr> </thead> <tbody> <tr> <td>12x8</td> <td>6x4</td> <td>8.5</td> <td>Washer</td> </tr> <tr> <td>14x9</td> <td>7x4.5</td> <td>10</td> <td>Washer</td> </tr> <tr> <td>16x11</td> <td>8x5</td> <td>11</td> <td>Washer</td> </tr> <tr> <td>18x12</td> <td>9x6</td> <td>12</td> <td>Washer</td> </tr> </tbody> </table>	Bottom	Top	Corner	Fixture	11x7	10x6	8.5	Washer	13x8	12x7	10	Washer	15x9	14x8	11.5	Washer	Bottom	Top	Corner	Fixture	12x8	6x4	8.5	Washer	14x9	7x4.5	10	Washer	16x11	8x5	11	Washer	18x12	9x6	12	Washer																																				
Bottom	Top	Side*	Fixture																																																																																																
12x8	12x8	9	Nickel Wa.																																																																																																
14x9	14x9	10	Nickel Wa.																																																																																																
16x10	16x10	11	Nickel Wa.																																																																																																
18x11	18x11	11.5	Nickel Wa.																																																																																																
20x12	20x12	12.5	Nickel Wa.																																																																																																
Bottom	Top	Corner	Fixture																																																																																																
11x7	10x6	8.5	Washer																																																																																																
13x8	12x7	10	Washer																																																																																																
15x9	14x8	11.5	Washer																																																																																																
Bottom	Top	Corner	Fixture																																																																																																
12x8	6x4	8.5	Washer																																																																																																
14x9	7x4.5	10	Washer																																																																																																
16x11	8x5	11	Washer																																																																																																
18x12	9x6	12	Washer																																																																																																
 <p>Oval</p>	<p><b>EMPIRE OVAL</b></p> <table border="1"> <thead> <tr> <th>Bottom</th> <th>Top</th> <th>Side</th> <th>Fixture</th> </tr> </thead> <tbody> <tr> <td>12x7.5</td> <td>7x5</td> <td>9</td> <td>Washer</td> </tr> <tr> <td>14x10</td> <td>8.5x5</td> <td>10</td> <td>Washer</td> </tr> <tr> <td>16x10.5</td> <td>10x6</td> <td>11</td> <td>Washer</td> </tr> <tr> <td>18x12</td> <td>11x7</td> <td>12</td> <td>Washer</td> </tr> <tr> <td>20x13</td> <td>12x8</td> <td>13</td> <td>Washer</td> </tr> <tr> <td>22x14</td> <td>13x8.5</td> <td>14.5</td> <td>Washer</td> </tr> </tbody> </table>	Bottom	Top	Side	Fixture	12x7.5	7x5	9	Washer	14x10	8.5x5	10	Washer	16x10.5	10x6	11	Washer	18x12	11x7	12	Washer	20x13	12x8	13	Washer	22x14	13x8.5	14.5	Washer	<p><b>DRUM &amp; SHALLOW DRUM OVAL</b></p> <table border="1"> <thead> <tr> <th>Bottom</th> <th>Top</th> <th>Drum Side</th> <th>Shallow</th> <th>Fixture</th> </tr> </thead> <tbody> <tr> <td>9x4.75</td> <td>8x4</td> <td>6.25</td> <td>Dr. Side</td> <td>Washer, Clip</td> </tr> <tr> <td>10x6.5</td> <td>8x5.5</td> <td>6.5</td> <td>5.5</td> <td>Washer, Clip</td> </tr> <tr> <td>12x7.5</td> <td>10x6</td> <td>8</td> <td>7</td> <td>Washer</td> </tr> <tr> <td>14x10</td> <td>12x8</td> <td>9.5</td> <td>8.5</td> <td>Washer</td> </tr> <tr> <td>16x10.5</td> <td>14x8.5</td> <td>10.5</td> <td>9</td> <td>Washer</td> </tr> <tr> <td>18x12</td> <td>16x10</td> <td>11.5</td> <td>9.5</td> <td>Washer</td> </tr> <tr> <td>20x13</td> <td>18x11</td> <td>12</td> <td></td> <td>Washer</td> </tr> </tbody> </table>	Bottom	Top	Drum Side	Shallow	Fixture	9x4.75	8x4	6.25	Dr. Side	Washer, Clip	10x6.5	8x5.5	6.5	5.5	Washer, Clip	12x7.5	10x6	8	7	Washer	14x10	12x8	9.5	8.5	Washer	16x10.5	14x8.5	10.5	9	Washer	18x12	16x10	11.5	9.5	Washer	20x13	18x11	12		Washer	<p><b>VERTICAL-SIDED OVAL</b></p> <table border="1"> <thead> <tr> <th>Bottom</th> <th>Top</th> <th>Side*</th> <th>Fixture</th> </tr> </thead> <tbody> <tr> <td>8x5.5</td> <td>8x5.5</td> <td>7</td> <td>Washer, Clip</td> </tr> <tr> <td>10x6</td> <td>10x6</td> <td>8</td> <td>Washer</td> </tr> <tr> <td>12x8</td> <td>12x8</td> <td>9</td> <td>Washer</td> </tr> <tr> <td>14x8.5</td> <td>14x8.5</td> <td>10</td> <td>Washer</td> </tr> <tr> <td>16x10</td> <td>16x10</td> <td>11</td> <td>Washer</td> </tr> <tr> <td>18x11</td> <td>18x11</td> <td>12</td> <td>Washer</td> </tr> </tbody> </table> <p>*Any height available in vertical-sided</p>	Bottom	Top	Side*	Fixture	8x5.5	8x5.5	7	Washer, Clip	10x6	10x6	8	Washer	12x8	12x8	9	Washer	14x8.5	14x8.5	10	Washer	16x10	16x10	11	Washer	18x11	18x11	12	Washer
Bottom	Top	Side	Fixture																																																																																																
12x7.5	7x5	9	Washer																																																																																																
14x10	8.5x5	10	Washer																																																																																																
16x10.5	10x6	11	Washer																																																																																																
18x12	11x7	12	Washer																																																																																																
20x13	12x8	13	Washer																																																																																																
22x14	13x8.5	14.5	Washer																																																																																																
Bottom	Top	Drum Side	Shallow	Fixture																																																																																															
9x4.75	8x4	6.25	Dr. Side	Washer, Clip																																																																																															
10x6.5	8x5.5	6.5	5.5	Washer, Clip																																																																																															
12x7.5	10x6	8	7	Washer																																																																																															
14x10	12x8	9.5	8.5	Washer																																																																																															
16x10.5	14x8.5	10.5	9	Washer																																																																																															
18x12	16x10	11.5	9.5	Washer																																																																																															
20x13	18x11	12		Washer																																																																																															
Bottom	Top	Side*	Fixture																																																																																																
8x5.5	8x5.5	7	Washer, Clip																																																																																																
10x6	10x6	8	Washer																																																																																																
12x8	12x8	9	Washer																																																																																																
14x8.5	14x8.5	10	Washer																																																																																																
16x10	16x10	11	Washer																																																																																																
18x11	18x11	12	Washer																																																																																																